

**To start**

This year, the Pudo, Inc FY 2025 Earnings Call will take place virtually on Monday, June 2nd, 2025 at 4:30pm ET. You will be able to participate online using your smartphone, tablet or computer.

You will be able to view a live webcast of the meeting, ask written questions, and view documents.

Please make sure to log in a few minutes early to ensure your participation at the meeting.

To participate online

Make sure the browser on your device is compatible. You will need the latest version of Chrome, Safari, Edge, or Firefox.

Internet Explorer is not supported.

Using your smartphone, tablet or computer, go to the web address listed below.

Virtual Meeting Link

<https://meetings.lumiconnect.com/200-436-693-675>

To Access the virtual meeting:

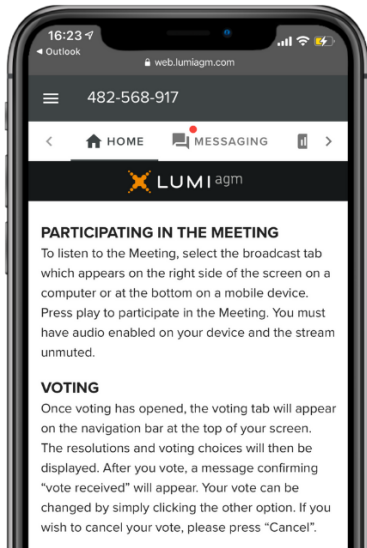
1. Click on the link above or scan the QR code below on your mobile device.
2. Enter your contact details.
3. Click CONTINUE..



Caution: Internal network security protocols including firewalls and VPN connections may block access to the Lumi platform for your meeting. If you are experiencing any difficulty connecting or watching the meeting, ensure your VPN setting is disabled or use a computer on a network not restricted to security settings of your organization.

Home Page

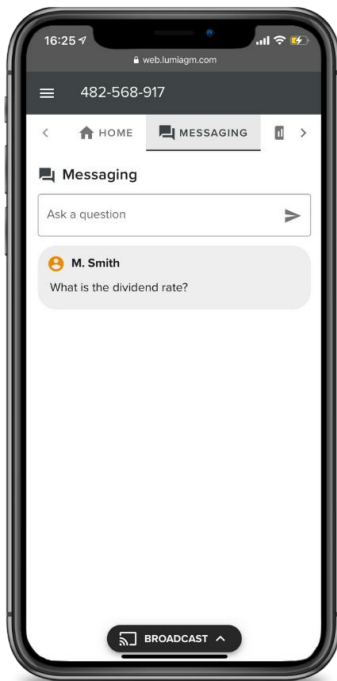
Once logged in, you will see the home page, where you can access the meeting information, resource links, documents and the broadcast.



Questions

To submit a question, select the Questions tab from the menu. Type your question within the text box at the top of the screen and press SEND.

Questions sent via the Lumi AGM online platform will be moderated before being sent to the Chair.



Broadcast

To watch the meeting, press on the broadcast icon.

On a computer:

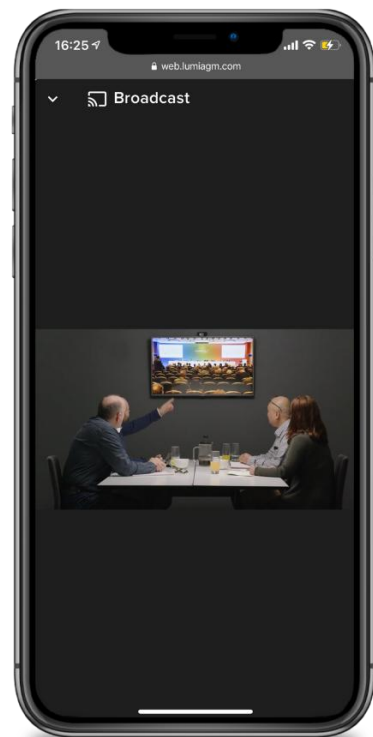
The broadcast panel will appear automatically at the right-side on the screen once the meeting has started. You may need to click the **play** button or **unmute** button to hear the meeting.

On a mobile device:

The Broadcast button will be located at the bottom of the Home Page.

Click on the broadcast button, then click **play** or **unmute** to begin the broadcast.

You can go back to the Home Page at anytime by clicking on the HOME PAGE button. The broadcast will continue playing in the background.



Documents

To view resource documents in the virtual platform, click on the 'Documents' tab from the menu.

Then, click on the name of a document to open it.

You may read the document within the platform, or you may download it for later viewing.